


DC SOLID STATE RELAY

KE0602D KE0604D

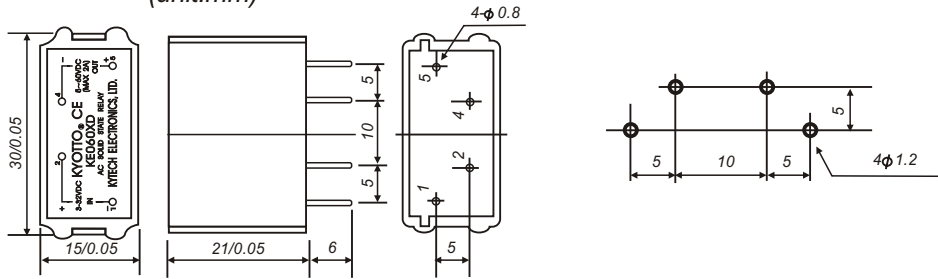
KE SERIES



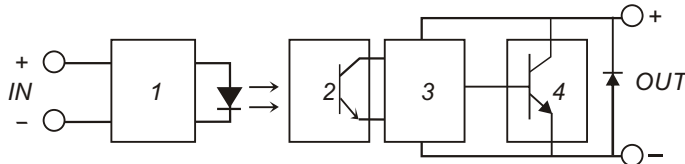
SPECIFICATIONS

MODEL NO.	CONTROL VOLTAGE RANGE	MUST TURN OFF VOLTAGE	INPUT IMPEDANCE	MAX LOAD CURRENT	LOAD VOLTAGE RANGE	MIN BLOCKING VOLTAGE	MAX OFF-STATE LEAKAGE	FREQUENCY RANGE	MAX 1-CYCLE PEAK SURGE
KE0602D	3 TO 32 VDC	MAX1.0 VDC	1.5Kohm	2A	5~60VDC	80VDC	LESS 1 mA	47~70HZ	3A
KE0604D	3 TO 32 VDC	MAX1.0 VDC	1.5Kohm	4A	5~60VDC	80VDC	LESS 1 mA	47~70HZ	8.5A
MODEL NO.	MAX OFF STATE dv/dt	MAX ON-STATE VOLTAGE DROP	ISOLATE IMPEDENCE	DIELECTRIC STRENGTH INPUT-OUTPUT	DIELECTRIC STRENGTH INPUT-OUTPUT-CASE	TURN ON TIME	TURN OFF TIME	CAPACITANCE IN-OUT	WEIGHT (g)
KE0602D	200 V/ μ SEC	1.2Vrms	10^9 ohm	2500Vrms	—	LESS 2mSee	LESS1/2cycle	LESS15pf	15 g
KE0604D	200 V/ μ SEC	1.2Vrms	10^9 ohm	2500Vrms	—	LESS 2mSee	LESS1/2cycle	LESS15pf	15 g

OUTLINE DIMENSIONS (unit:mm)



EQUIVALENT CIRCUIT



- 1.INPUT CIRCUIT
- 2.PHOTO DETECTOR
- 3.AMPLIFIER
- 4.PROTECTED CIRCUIT

CHARACTERISTIC CURVES

